

Week 4 Design Process

About my work

- What is my project about?

My project is about creating a new way to enjoy reading books. I am going to make a mockup of an application to make collages with images people associated with words they found flipping through books randomly. As the number of users increases, it will become a dictionary of collages that gives people inspiration and interest in the books.

- What is the concept of my work?

The concept of my project is creating collages using words people choose randomly and share their works without being offended.

- What is my project's theme?

My project's theme is the journey of words as a new way to read and making a place people can respect and accept each other.

- Who is the target?

People who want to get inspiration visually. Especially, all genders and over 13 years old in accordance with Children's Online Privacy Protection Act. In addition to this, people who like reading, who want to share their interpretation about their books not verbally but visually, who do not read books but like to see other's works, and who do not read books but are interested in reading books.

My goal for week 4:

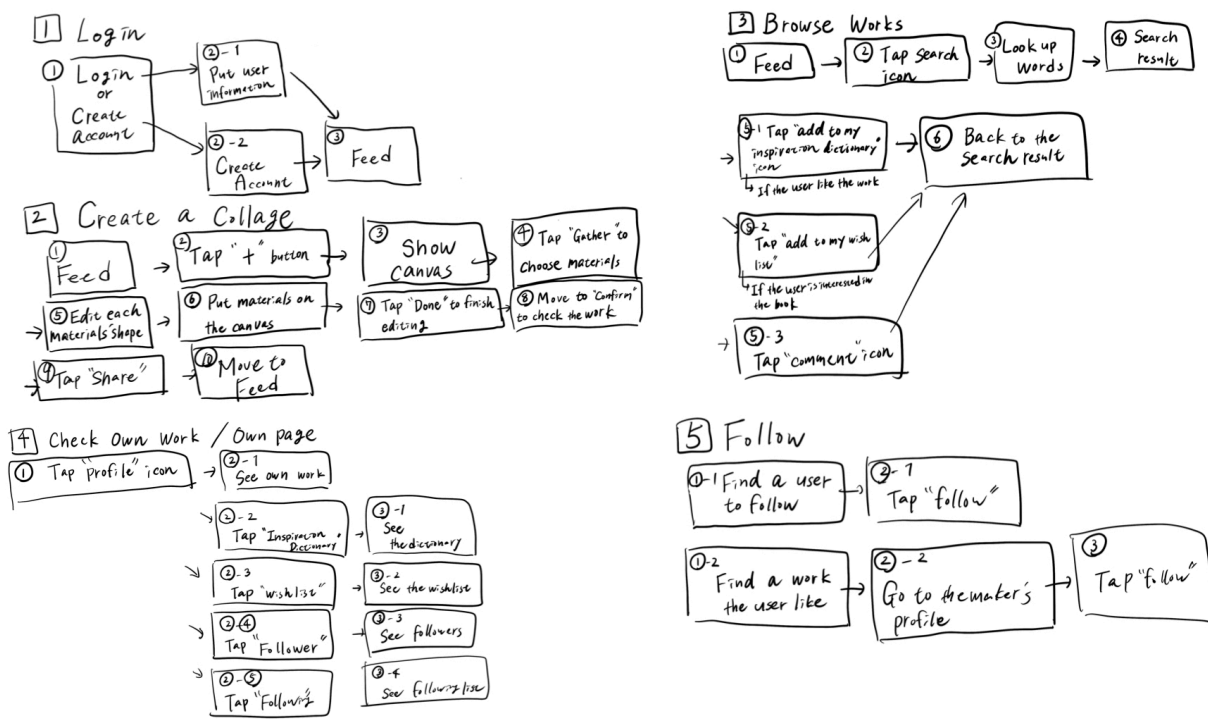
1. Learn how to make a user flow on ["User flow tutorial | How I use them in design projects"](#) by chunbun on Youtube.
2. Make a user flow based on my project.
3. Learn how to make a wireframe on [How to wireframe in Adobe XD | Easy tutorial](#) by Monica's Design Process on Youtube.
4. Make a wireframe based on my project.

What I did for week 4:

1. Learned how to make a user flow with ["User flow tutorial | How I use them in design projects"](#) by chunbun on Youtube.
2. Made a user flow based on my project.
3. Learned how to make a wireframe with ["How to Design a Website – A UX Wireframe Tutorial"](#) by freeCodeCamp.org on Youtube. (I changed the video I planned to watch for this)
4. Made a wireframe with Procreate.

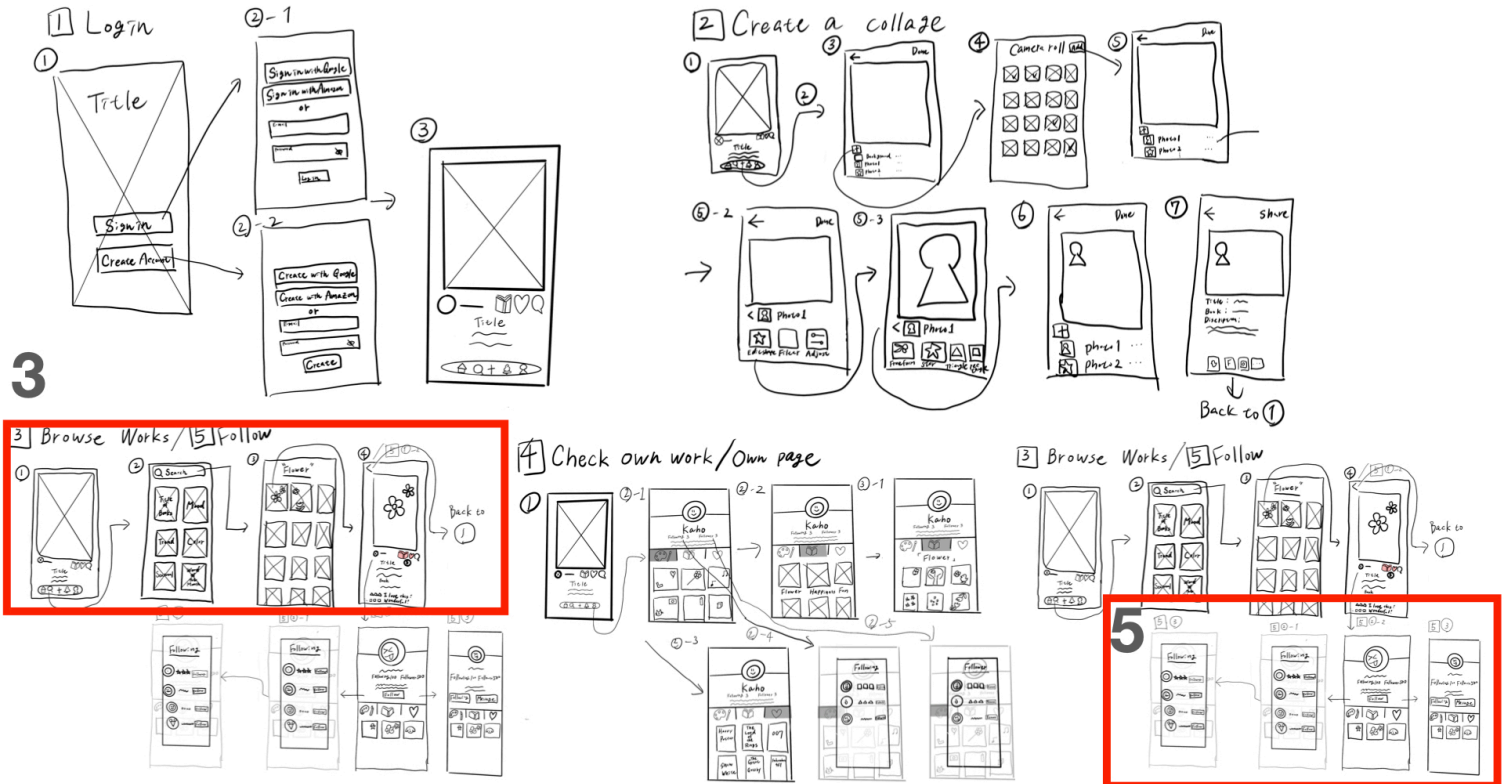
User Flow

For the first step of my final project (Final Project Draft), I started from making a user flow. Through this step, I could shape my idea visually. I divided my idea into five parts to make it.




Wireframe

I made a wireframe based on the user flow I made to refine my idea for the second step.



Icons List



*Inspirational Dictionary is a collection of what you liked. It is a Saved of Instagram or Save of Pinterest.

*Wishlist of Books is a collection of books which you are interested in through seeing other's collage.

Particular questions you would like answered by your critics. (Describe what feedback would be most helpful.)

- Do you think there is anything missing about my work?
- If so, what do I need to add to make my project better?
- What do you think about the design? Do you find any difficulties or easiness to use this app?
- Are the icons understandable if you use this app? (For final project, I am going to use free icons but now, they were hand written because it is draft.)
- If not, is there any advice to make them better?

- I am thinking to limit the genre of the books to only novels. What do you think about this limitation?
- Do you think you will be interested in books more after seeing others' collages or using this app?